



EL1500CWS

Description

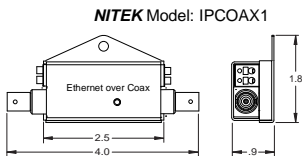
Four models EL1500CW, ET1500CW, EL1500CWS, and ET1500CWS are part of the EtherStretch solution allowing for outdoor installation. The models listed in the Nitek catalog with a "W" are intended for outdoor applications. The "ET" models are shipped with just the NEMA Enclosure and an ET1500C EtherStretch transmitter. The "EL" models are shipped with both the ET1500C transmitter and the ER1500C receiver EtherStretch units. The "S" incorporates the IPCOAX1 surge protector.

The WP1325 is a polycarbonate and high-impact ABS molded enclosures meet NEMA 4X specifications and are ideal for use when installing Nitek products outdoors. The units is equipped with a neoprene gasket to prevent Ingress of moisture and dust. The cable entries into the box are made through the UL94V-2 rated nylon hex nut cable seal which is required to maintain NEMA 4X ratings when cables enter or exit a NEMA 4 or 4X type enclosure. The WP1325 is often ordered as a "W" option with other Nitek products.

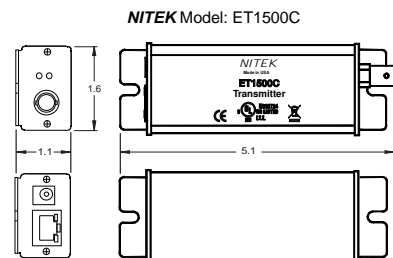
The ET1500CW contains a transmitter constructed of industrial grade RoHS compliant plated corrosion resistant aluminum finish. It works with any of the EtherStretch multi-port systems, as-well-as the single port receiver ER1500C. Our EtherStretch solution allows for the utilization of existing cable infrastructure (coax or UTP) to transmit data from IP cameras and other network devices along with power (PoE) to operate these networked devices well beyond standard network limitations. The system can extend Ethernet to over 500m or 1600ft of coaxial cable making the ET/EL1500CW ideal for retrofitting existing installations.

The unit requires very little installation time and no set up or configuration. The ET1500CW is transparent to the network thus requiring no IP and MAC addressing. Simply connect your network devices to the networking ports of the transmitter and receiver along with existing cabling and the system begins communicating. LED indicators show the status of network communication and PoE power. The ET1500CW requires no network settings to be changed or adjusted.

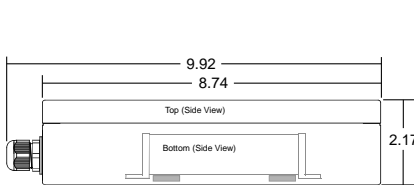
The IPCOAX1 is a single channel, in-line, Ethernet over COAX surge protector for IP cameras. In addition it provides independent protection for 12 or 24 volt power, which can be used with heaters, blowers or PTZ. The unit has standard female BNC connectors for connection to coaxial cables and is ideal for small or restricted spaces. The IPCOAX1 provides a heavy duty, single point ground connection and is easy to install in minutes.



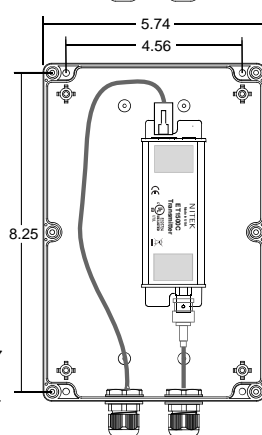
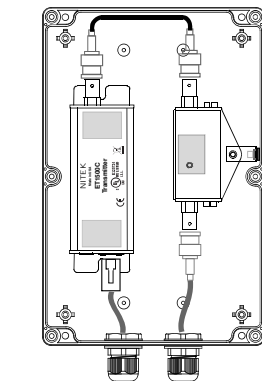
NITEK Model: IPCOAX1



NITEK Model: ET1500C



NITEK Model: ET1500CWS



NITEK Model: ET1500CW



IEC/UL 60950-1



USA

5410 Newport Drive, # 24
Rolling Meadows, IL 60008
Phone: (847) 259-8900
Fax: (847) 259-1300
E-mail: info@nitek.net
WWW.NITEK.NET

EUROPE

De Schans 19-21 2a
8231 KA Lelystad
Tel: +31(0)320-230005
E-mail: info@nitek.nl
WWW.NITEK.NL

Features

Technical Specifications

EL1500CW & ET1500CW

- Supports 10/100 and PoE over RG59 cables up to distances of 500 meters (1600 feet)
- Transmitter housed in a NEMA 4X rated enclosure for outdoor applications
- Fully transparent to the network
- Supports any network device, including mega-pixel technology IP cameras
- Easy to install, no set up required
- No MAC or IP addressing required
- LED indicators for network signals, link status and power
- Ground loop isolation
- UL Listed IEC/UL 60950-1
- Designed to IP 65 of IEC 529 and NEMA 1, 2, 4, 4x, 12, and 13 Specifications
- Cover attaching screws are outside the sealing area, preventing ingress of moisture and dust
- Cover screws are M-4 Stainless Steel, Non-Magnetic and Fasten into threaded Brass Inserts

Network Transmission Device & Enclosure

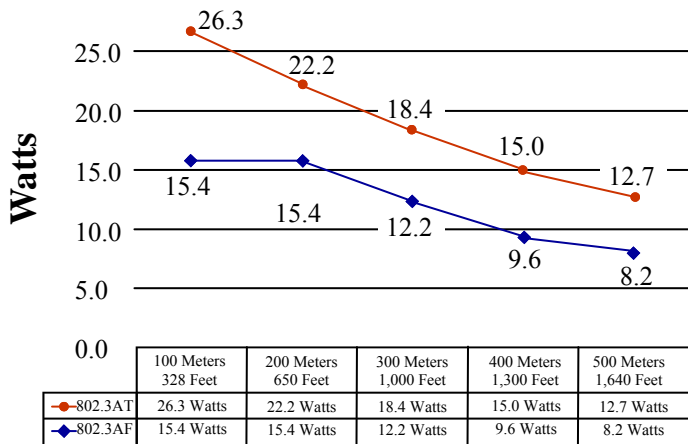
Network Port	RJ45 Connector
Link Port	BNC Coax Jack
Ethernet	100BASE-TX Full Duplex
Dimensions:	
Transmitter	5.1" x 1.6" x 1.1" including tabs & BNC Coax Jack
Enclosure	9.92" x 5.74" X 2.17"
Internal Volume:	
Enclosure	98 in ³
Operating Temperature:	
ET1500C	-15° to 75° C / 0° to 167° F
Enclosure	-40° to 120° C / -40° to 248° F
Rating/Listing	UL94-HB, IEC/UL 60950-1, IEC 529, NEMA 1, 2, 4, 4x, 12, 13
Shipping Dimensions	10" x 6" x 3"
Shipping Weight	4 lbs

IPCOAX1 Surge Protection for use in the ET/EL1500CWS

- Heavy duty single point ground
- 1 picosecond clamping time
- Lifetime warranty
- Separate power protection for 12 or 24 VAC
- Will pass PoE+ power

Ethernet over COAX	Standard female BNC
Connection Power	Push-in terminals - rate @ 5 Amps
Clamping	
12/24VAC/DC	30 Vrms
Data/PoE+ Ethernet	58 Vp-p
Transient Response Time	1 picosecond typ.
Peak Pulse Power Dissipation	3,000 W/pair (10/100us)
Impedance	50 or 75 Ohms
Operating Temperature	-40° to 85° C / -40° to 185° F
Dimensions	2.5" x 1.8" x 0.9"
Shipping Weight	1 lb

Available PoE Wattage At PoE Device



* Results charted were calculated using RG59U coaxial cable with a 20AWG center conductor and power sourcing equipment using IEEE 802.3AF standard with starting voltage of 48 volts DC and IEEE 802.3AT standard with starting voltage of 54 volts DC. PoE Switches with internal power and current limits may change individual results.